Photography Department
LEARNING JOURNEY

YEAR 11

Exam

- AO1 Statement of intent
- AO1 Mind map and image collection
- AO1 Artist research
- AO1, AO2 & AO3 Photo shoots in response to ideas
- AO2 & AO3 Refinement of ideas: Designing planning and experimenting
- AO2 & AO3 Development of ideas through experimentation inspired by research
- AO1 Planning photo shoots
- AO4 Mock exam: Create a final outcome in response to research and experiments.



MTTM: Independent project

- AO1 Statement of intent
- AO1 Planning photo shoots
- AO2 & AO3 Development of ideas through experimentation inspired by research
- AO4 Mock exam: Create a final outcome in response to research and experiments.

Independent project

- AO1 Mind map and image collection
- AO1 Artist research
- AO1, AO2 & AO3 Photo shoots in response to ideas
- AO2 & AO3 Refinement of ideas: Designing planning and experimenting

Cyanotype and silkscreen printing

- Recap
- Experimental photography

Manual manipulated collaging

- Inspiration: David Hockney, Abigail Reynolds, Jean Faucheur, Aldo Tolino
- Genres: portrait and landscape
- Studio and location photography
- Composition elements: close-up, shape, positive & negative space, black & white, contrast.

YEAR 10

Paper Shadow sculptures

- Inspiration: Francis Bruguiere, Jaroslav Rossler, Jerry Reed.
- Genre: abstract
- Studio photography



Make to Take Take to Make

- Inspiration: Hattie Stewart
- Photoshop: digital drawing skills



Doodle-bombing

- Genre: Portraits
- Studio photography
- Inspiration: Mo Devlin

Ice Sculptures

- Genre: abstract
- Studio photography
- Composition elements: close-up, texture, colour.

Experimental photography: Silk screen

- Learning the silk screen printing process

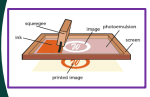

Experimental photography: cyanotypes

- Inspiration: Anna Atkins

Composition element: scale

- Using Photoshop: basic adjustment tools
- Genres: fine art, street photography, macro

Digital drawing: mark making

- Photoshop skills
- Inspiration: Slinkachu, Tatsuya Tanaka, David Gilliver

Composition element: shadows

- Photoshop: basic adjustment tools
- Digital collaging – cut-outs, combining two images to create a new edit and double exposure edits

Composition element: line and refraction

- Photoshop: basic adjustment tools
- Genre: still-life
- Genre: still-life

Camera functions: shutter speed

- Light painting experiments
- How to set shutter speed and ISO

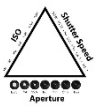

Composition elements: Positive & negative space, shape and line.

- Genre: architecture
- Composition elements: Line, positive and negative space, and shape
- Inspiration: Horst Hamann

Composition element: Reflection

- Photoshop: basic adjustment tools
- Genres: landscapes, street photography, nature.
- Experimenting with mirrors/ mirror balls/ lens balls

Composition element: Colour

- Genres: still-life and product photography

- Using Photoshop: basic adjustment tools
- Genres: nature/ still-life

- Genre: still-life

- Inspiration: Sarah Graham, Nori Inoguchi and Sam Kaplan

Composition elements: Texture/black & white

- Inspiration: Edward Weston

Camera functions: Aperture

- How to experiment with aperture when using a DSLR

Introduction to photography

- Intro to photography genres
- The history of the camera



YEAR 9

welcome