



THEATRE HAS THE POWER TO MOVE, INSPIRE, TRANSFORM AND EDUCATE IN WAYS THAT NO OTHER ART FORM CAN. THEATRE REFLECTS BOTH THE EXTRAORDINARY DIVERSITY OF CULTURES AND OUR SHARED HUMAN CONDITION, IN ALL ITS VULNERABILITY AND STRENGTH.

— Inina Boleva —

Drama Department LEARNING JOURNEY



GCSE Drama qualification and love of theatre!



Developing an understanding of the expectations for component 2



How successful theatre companies communicate meaning through staging, acting skills and innovative practice




Integrating design elements

Exploration of the stock characters and stage conventions for Melodrama, to create a class performance of 'Foiled Again'



Exploration of Greek Myths

Using knowledge and skills of choral work to perform a version of a Greek myth.



The origins of theatre

GCSE Drama written exam final preparation

Revision & mastery: Component 1



Performance of two scripted extracts from the same play in front of AQA examiner

Reading a play and studying historical, social and cultural context

Revision and exemplar exam questions



Completion of Log 2 - Development and Collaboration

Completion of Log 3 - Analysis and Evaluation

Timed practices



Rehearsal and mastery of acting skills

Section A recall activities

Rewatching Billy Elliot to ensure notes are clear and detailed.

Real Component 3



Focus on character interpretation and portrayal

YEAR 11

Real Devising Component 2

Revision of Component 1

Exploring a range of innovative techniques ways to explore meaning.

Response to Stimulus Log 1

Students devise and perform a piece of theatre based on the theme of Missing



Understanding of the historical, social and cultural context.

Describe, analyse and evaluate an actor's portrayal.



Structures and timing for section B

Realisation of artistic aims and communication of meaning.

Blood Brother revision and Text in Practice Mock

Billy Elliot - The Musical Live

YEAR 10



Component 3 - Text in Practice revision

Focus on key moments



Plot summary

Introduction to the Frantic Method and Physical theatre methods

Devising



Interpreting, rehearsing and performing a monologue and group piece

Component 3 - Text in Practice Introduction

Component 1 - Introduction to Section C of the written exam. Describe, analyse and evaluate an actor's portrayal.


Component 1 Section B

Introduction to Component 2 Performance and Logs

Script Sampler

The Railway Children

Blood Brothers



Acting skills terminology

Play Script reading

Component 1 - Section A

Exploration of the play, themes and characters and introduction to the questions in Section B

Puppeteer's Role



Adapting the style of theatre to meet the needs of a target audience



Understanding the power of theatre to educate and introduction to basic Brechtian techniques

Using a range of acting skill to perform a realistic character

Shrek the Musical

Theatre in Education

Matthew Come Home




Devising Skills

How a theatrical show needs to be commercially successful



What constitutes effective TIE?

Exploring basic Stanislavski's rehearsal techniques



Exploration of the conventions of Murder Mystery genre



Watch, analyse and evaluate an actor's performance in Treasure Island

Script skills, including line learning to perform a scene from The Godmother



Developing acting skills to convey tension

Appreciation of Live Theatre

Melodrama

Live Theatre Review

The Godmother

YEAR 8

Oliver

Production Study

Introduction to Ensemble technique

How is a theatrical production realised.

Director's Role



Write a Live theatre Review

Project Style Homework - Shoe box theatre set design

Lighting designer's Role and how lighting can enhance mood and atmosphere




Choral speaking techniques



Costume Designer's Role

Appreciation of live theatre



What makes a good performance. Developing audience awareness



welcome



Greek theatre

Pantomime and vocal skills

Silent Movie and Mime

YEAR 7

Using knowledge and skills of choral work to perform a version of a Greek myth.

Set designer's Role

Using knowledge of conventions for pantomime, and vocal and physical acting skills to create your own Pantomime.



Using knowledge of the conventions of Silent Movies - captions, chase and stage fighting, plus a focus on physical acting skills to create your own silent movie



Basic rules of Mime - a focus on physical acting skills

