

ART Department LEARNING JOURNEY



AO4
Exam: Create a final outcome in response to research and experiments in a 10 hour controlled exam.

AO2 & AO3
Development of ideas through experimentation inspired by research

AO1
Photo shoot in response to ideas

AO1
Statement of intent

Exam paper provided by exam board

AO4
Mock exam: Create a final outcome in response to research and experiments.

AO2 & AO3
Refinement of ideas: Designing planning and experimenting

Exam

Return to coursework improvements
AO3
A returned focus on the formal elements: Composition, colour, tone, form, scale, proportions and texture.

AO2 & AO3
Refinement of ideas: Designing planning and experimenting.

AO2 & AO3
Initial ideas: Fast and suggestive drawings.

AO1
Artist research

AO1
Mind map and image collection

AO2 & AO3
Development of ideas through experimentation inspired by research

AO1
Mind map and image collection

AO1
Photo shoot in response to ideas

AO2 & AO3
Initial ideas: Fast and suggestive drawings.

YEAR 11

Strike a Pose: Identity

Strike a Pose: Independent project

Strike a pose: Independent project

AO1
Statement of intent

AO1
Artist research

AO2 & AO3
Experimental materials: Collage, monoprint and watercolour

AO2 & AO3
Experimental materials: Photography pencil and Acrylic.

AO1
Artist Reference Andy Warhol.

AO3
A returned focus on the formal elements: Colour, shape, proportions, positive and negative space

AO1
Artist Reference Bisa Butler.

AO3
A returned focus on the formal elements: Colour, tone, proportions pattern and texture.

STRIKE A POSE!

First experience to develop an artist of their choices.

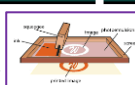
Students are guided through tasks to help them meet AOs.

YEAR 10

Strike a Pose: Celebrity Culture

Strike a Pose: Black History Month

AO2 & AO3
Experimental materials: Biro, digital art, stencil, silkscreen printing.



AO2 & AO3
Experimental materials: Pencil and textiles.



AO3
A returned focus on the formal elements, form, colour shape.

AO1
Artist Reference Beatriz Milhazes

AO3
A returned focus on the formal elements, form, colour shape.

AO1
Artist Reference Jacob Hashimoto.

AO3
A returned focus on the formal elements: Colour, tone, form scale, proportions and texture.



AO1
Artist Reference Sarah Graham.

Circles: Marbles

Circles: Installation Art

Circles: Abstract

AO2 & AO3
Experimental materials: Pencil, Watercolour and oil pastel.

AO2 & AO3
Experimental materials: Watercolours, collaging and sculpting.




AO2 & AO3
Experimental materials: Paper surface experiments, Collaging and Weaving.



Returning to the formal elements Form, shape, line and colour.

Artist reference: Banksy.



Understanding positive and negative spaces.

Reference artists who study food.

A returned focus on the formal elements: Colour, tone, form, scale and proportions.

Paper Sculptures

Street Art

Food Glorious Food

Applying different Cardboard assembling techniques



Artist Reference Kandinsky.



Turning an idea from 2D to 3D.



Developing skills in stencil making.

Understanding the history of Graffiti.

What is Graffiti?

Develop acrylic painting skills.



Develop basic building skills in clay.

Understanding what proportion is and practicing the application

Understanding positive and negative spaces.

Shape

Proportions

Composition

YEAR 8

Remembrance



Understanding why shape is important in art and when drawing



Recognising pattern is integral part of identity in different cultures.

Developing an appreciation for others cultural differences.

Explore the use of texture in Vincent Van Gogh's work.

Texture

Reflection on all the composition elements learnt during the year and applying that knowledge to develop an understanding of what makes a good composition.

Developing shading skills using a pencil.

Creating a tonal scale.

Practicing control of a paint brush.


Materials: Water colours.

Colour Theory

YEAR 7

Know how to use mark making to represent different surfaces.

Know the difference between visual texture and actual texture.



Understanding the formal element texture.

Understanding tints, shades and hues and how to apply them.



Understanding the purpose of the formal element of tone.

Developing colour mixing skills.



Understanding the colour wheel.

welcome