



THEATRE HAS THE POWER TO MOVE,  
INSPIRE, TRANSFORM AND EDUCATE IN  
WAYS THAT NO OTHER ART FORM CAN.  
THEATRE REFLECTS BOTH THE  
EXTRAORDINARY DIVERSITY OF CULTURES  
AND OUR SHARED HUMAN CONDITION, IN  
ALL ITS VULNERABILITY AND STRENGTH.  
— Jaina Behave —

# Drama Department LEARNING JOURNEY



GCSE Drama  
qualification  
and love of  
theatre!



Developing an  
understanding of  
the expectations  
for component 2



How successful  
theatre companies  
communicate  
meaning through  
staging, acting skills  
and innovative  
practice

GCSE Drama written exam final preparation

Revision & mastery: Component 1

1

Revision and  
exemplar exam  
questions

Completion of Log 2 -  
Development and  
Collaboration



Completion of Log 3 –  
Analysis and Evaluation

Timed  
practices



Rehearsal and  
mastery of  
acting skills

Section A  
recall  
activities

Rewatching Billy  
Elliot to ensure  
notes are clear and  
detailed.

Reading a play  
and studying  
historical, social  
and cultural  
context

Real Component 3



Focus on  
character  
interpretation  
and portrayal

YEAR  
11

Real Devising Component 2

Revision of Component 1

Devising Skills

Exploring a  
range of  
innovative  
techniques  
ways to  
explore  
meaning.

Response to  
Stimulus Log 1

Students devise and perform  
a piece of theatre based on  
the theme of Missing

Understanding of the  
historical, social and  
cultural context.

Describe, analyse and  
evaluate an actor's  
portrayal.



Realisation of  
artistic aims and  
communication  
of meaning.

Blood Brother revision  
and Text in Practice Mock

Billy Elliot –The Musical Live

YEAR  
10



Component 3 –  
Text in Practice  
revision

Focus on  
key  
moments



Plot  
summary

Introduction to the  
Frantic Method and  
Physical theatre  
methods

Introduction to  
Component 2  
Performance and Logs

Devising



YEAR  
9

Script Sampler

The Railway Children

Blood Brothers

Interpreting, rehearsing and  
performing a monologue  
and group piece

Component 3 –  
Text in Practice  
Introduction

Component 1 – Introduction to  
Section C of the written exam.  
Describe, analyse and evaluate  
an actor's portrayal.

Component 1  
Section B



Acting skills  
terminology

Play Script  
reading

Puppeteer's  
Role





Component 1 – Section A

Using a range of acting skill to perform a  
realistic character

Exploration of the play, themes  
and characters and introduction  
to the questions in Section B

Adapting the style  
of theatre to meet  
the needs of a  
target audience

Understanding the power  
of theatre to educate and  
introduction to basic  
Brechtian techniques



Shrek the Musical

Mathew Come Home

Theatre in Education

Integrating  
design  
elements

Exploration of the  
stock characters  
and stage  
conventions for  
Melodrama, to  
create a class  
performance of  
'Foiled Again'



Watch, analyse and  
evaluate an actor's  
performance in  
Treasure Island

Script skills, including  
line learning to  
perform a scene from  
The Godmother



Accent work

What constitutes  
effective TIE?



Exploration of the  
conventions of Murder  
Mystery genre

Appreciation of  
Live Theatre



Melodrama

Exploration  
of Greek  
Myths

Using knowledge  
and skills of  
choral work to  
perform a version  
of a Greek myth.

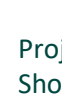
The origins of theatre




Director's  
Role



Write a Live  
theatre  
Review



Project Style Homework –  
Shoe box theatre set  
design



Appreciation  
of live  
theatre

Choral  
speaking  
techniques



Costume  
Designer's  
Role



Set  
designer's  
Role

Using knowledge of  
conventions for pantomime,  
and vocal and physical acting  
skills to create your own  
Pantomime.



YEAR  
8

Live  
Theatre Review

The Godmother

Oliver

Production Study

Lighting designer's  
Role and how  
lighting can  
enhance mood and  
atmosphere



What makes a good  
performance. Developing  
audience awareness



welcome



Basic rules of  
Mime – a focus  
on physical  
acting skills



Using knowledge of the  
conventions of Silent Movies –  
captions, chase and stage fighting,  
plus a focus on physical acting skills  
to create your own silent movie

